

OPERATIONAL DASHBOARD



JULY 2024

CONSUMER FEEDBACK



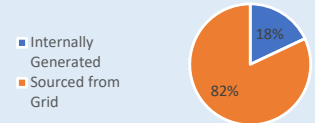
PARTNERING WITH CONSUMERS



PEOPLE AND CULTURE



ENERGY SAVING

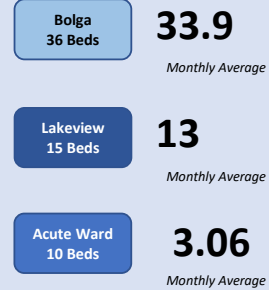


INCIDENTS



CLINICAL INCIDENTS	WORKER INCIDENTS	OTHER INCIDENTS	TOTAL INCIDENTS
28	2	5	35

OCCUPANCY (Beds filled each day)

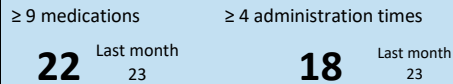


SERVICE DELIVERY

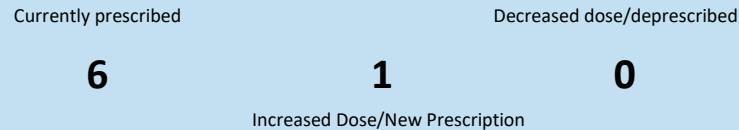
PRESENTATIONS



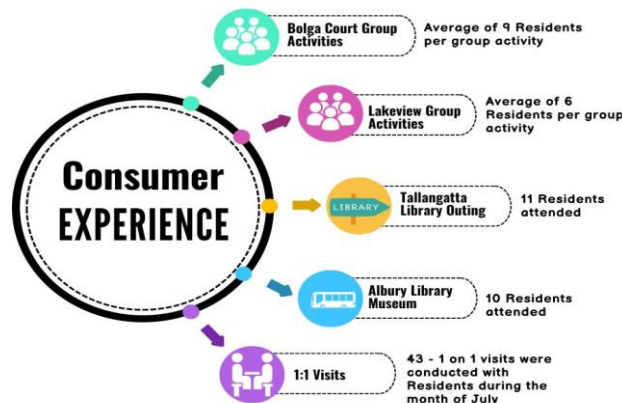
RESIDENTIAL POLYPHARMACY



RESIDENTIAL ANTIPSYCHOTICS



EXERCISE GROUP PARTICIPATION



PERFORMANCE REVIEWS COMPLETED (By Department)

